

# FUZE PFX



400W LED Profile FX Fixture with CMY

DATA SHEET



## KEY FEATURES

- 400W LED 6,600K White LED Engine
- 15000 Total Lumen Fixture Output
- Framing and Effects Fixture
- Zoom Range from 3° to 53°
- Variable CMY, CTO and 8-Position Color Wheel
- Dual High CRI Filters
- 7 Rotating and 11 Fixed Gobos
- Dual Independent Prisms for Layering
- Motorized Iris
- Soft and Wash Frost Filters

The **FUZE PFX™** is a unique LED Framing FX fixture designed for a variety of applications requiring a compact and powerful multi-purpose luminaire. The PFX is capable of projecting tight beams, precise framing and wide washes using a highly efficient optical design while providing over 15000 lumens of output from its 400W white LED engine.

Housing 19 carefully designed gobos and a 3° to 53° zoom, the **FUZE PFX** can create stunning mid-air FX as easily as precise image projections. The PFX allows for even stage washes utilizing its variable frost filter while a wide array of beautiful colors is possible from a seamless CMY color-mixing system plus color wheel. Full blackout framing blades allow shaping of the beam to highlight precise areas on the stage, and function as a creative mid air effect as well. Dual independent rotating and overlaying prisms plus a fast iris round out the comprehensive feature set.

A truly remarkable compact powerhouse for any application, the **FUZE PFX** is sure to create amazing effects, outstanding projections and beautiful bright washes on any stage.



# FUZE PFX



400W LED Profile FX Fixture with CMY

## SPECIFICATIONS

### SOURCE

400W 6,600K Bright White LED Engine  
20,000 Hour Average LED Life\*

\*Test lab conditions. May vary depending on several factors including but not limited to: Environmental Conditions, Power/Voltage, Usage Patterns (On-Off Cycling), Control, and Dimming.

### PHOTOMETRIC DATA

15000 Total Lumen Output  
CRI 72 (Filter CRI 80, CRI 90)  
Zoom Range 3° - 53°  
Beam Angle  
Field Angle

### EFFECTS

Motorized Zoom  
4 Rotating Full Blackout Framing Blades  
+/- 60° Framing Index  
2 Variable Frost Filters (Light and Wash)  
Dual Independent Prisms (6 Facet linear & 6 Facet round)  
Motorized Iris  
Variable 16-bit Dimming Curves  
High Speed Electronic Shutter and Strobe  
Pan Angle: 540°  
Tilt Angle: 270°

### COLOR

CMY Color Mixing  
Linear CTO Color Correction  
7 Dichroic Colors including UV Filter  
High CRI Filter 80+90

### GOBOS

7 Rotating / Indexing Interchangeable Glass Gobos  
11 Static Metal Gobos

### CONTROL / CONNECTIONS

DMX Channels (38 & 55 channels)  
16-bit Pan, Tilt, and Dimming Control  
DMX Adjustable LED Frequency  
RDM (Remote Device Management)  
Aria x2 Wireless Device Management  
4 Button Touch Control Panel  
Full Color 180° Reversible LCD Menu Display  
Locking 5pin XLR Connector In/Out  
IP65 Locking Power Connector In/Out

### SIZE / WEIGHT

Length: 14.3" (362mm)  
Width: 9.2" (233mm)  
Vertical Height: 25.14" (637mm)  
Weight: 50 lbs. (22.7kg)

### ELECTRICAL / THERMAL

AC 100-240V - 50/60Hz  
600W Max Power Consumption  
14°F to 113°F (-10°C to 45°C)  
BTU/hr (+/- 10%) 2047

### APPROVALS / RATINGS

CE | cETLus | FCC | UKCA | IP20



# FUZE PFX




400W LED Profile FX Fixture with CMY

**GOBOS | COLORS | PRISMS**

## Rotating Gobos

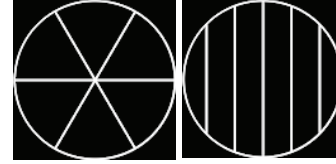


## Fixed Gobos

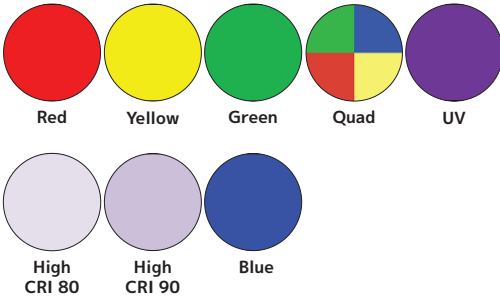


6 Facet

6 Facet  
Linear



## Colors



## ORDERING INFORMATION

FUZ719	1237000296	Fuze PFX
TRIGGER CLAMP	1741000032	Heavy Duty Wrap Around Hook Style Clamp
TOU027	N/A	5 ft. (1.5m) IP65 5pin XLR Cable



Specifications are subject to change without notice ©Elation Professional 06/09/2026  
 Elation Professional USA | 6122 S. Eastern Ave. | Los Angeles, CA. 90040  
 323-582-3322 | 323-832-9142 fax | www.elationlighting.com | info@elationlighting.com

Elation Professional B.V. | Junostraat 2 | 6468 EW Kerkrade, The Netherlands  
 +31 45 546 85 66 | +31 45 546 85 96 fax | www.elationlighting.eu | info@elationlighting.eu

# FUZE PFX



400W LED Profile FX Fixture with CMY

## UNIT DIMENSIONS

