



PROTEUS
BRUTUS FS



ELATION

DATA SHEET



KEY FEATURES

- High Efficiency 1200W 6,500K LED Engine
- 16000 lx (1470fc) center intensity @ 20m
- CMY Color Mixing and Variable CTO
- Variable CRI Filter
- Precise Zoom, Iris and Frost control
- Long Throw Zoom Range from 3.5° to 35°
- Indexable Gobo Images for beam shaping or texture projection
- Manual Follow Spot Handle attachment points
- Removable IP66 Camera Chassis
- NDI, POE, SDI and Camera Control pre-wired
- Optional Tripod Stand
- Optional Handles

The **PROTEUS BRUTUS FS** is an extremely bright IP66 rated LED Follow Spot fixture offering high intensity and excellent color quality at long distances. Operated manually with removable handles or remotely through one of the many automated remote tracking systems in the market, this purpose build fixture is ideal for any indoor and outdoor application that requires precise and smooth operation, flexible color control and superior output in medium to long throw follow spot applications.

The **PROTEUS BRUTUS FS** provides a removable IP rated camera housing to attach all commonly used POE or SDI cameras. Cables and a variety of camera connections are all integrated into the chassis for easy customization. The fixture provides several ways of data and low voltage power connections for seamless integration. Camera choices vary for any of the different tracking systems, no camera is included with the fixture itself.

PROTEUS BRUTUS FS provides the user CMY color mixing, variable CTO and a variable CRI filter from CRI70 to CRI 90, allowing excellent color control essential for follow spot applications. Zoom, Focus and Iris are all optimized for the unique requirements of follow spots, and a variable frost rounds out the beam control options. The fixture includes 5 indexable gobos, preloaded with a variety of beam shaping images.

With a narrow zoom range of 3° to 35° the **PROTEUS BRUTUS FS** has the power to cut through at great distances. The fully dust and waterproof design is well suited for a wide range of exterior or indoor applications.

The **PROTEUS BRUTUS FS** ships in a cardboard box with a custom fitted polyurethane foam FIL (Foam In Lay) insert. This foam insert easily fits into a custom sized flight case (not included) and provides enhanced impact protection during transport.





PROTEUS
BRUTUS FS



ELATION[®]

SPECIFICATIONS

SOURCE

1200W 6,500K Bright White LED Engine
30,000 Hour Average LED Life*

*May vary depending on several factors including but not limited to: Environmental Conditions, Power/Voltage, Usage Patterns (On-Off Cycling), Control, and Dimming.

PHOTOMETRIC DATA

16000lx (1470fc) @ 20m
CRI 70+ (90 with adjustable HCRI Filter)
Zoom Range 3.5° - 35°
Beam Angle 2.9° - 35°
Field Angle 3.8° - 41°

EFFECTS

Motorized Zoom
Long Throw / Ultra Long Throw Beam Mode
Motorized Focus
Motorized Iris
Variable Frost Filter
Variable 16-bit Dimming Curve Modes
High Speed Electronic Shutter and Strobe
DMX Controllable LED Refresh Rate
Variable Pan and Tilt Motor Acceleration Control
Pan Angle: 540°
Tilt Angle: 260°

COLOR

CMY Color Mixing
Linear CTO Color Correction
Linear CRI Adjustment CRI 70 - CRI 90

GOBO / BEAM SHAPES

5 Rotating / Indexing Interchangeable Metal

CONTROL / CONNECTIONS

2 DMX Channel Modes (27 / 36)
16-bit Pan, Tilt and Dimming Control
DMX, RDM, Art-NET, sACN Protocol Support
(4) Button Touch Control Panel
Full Color 180° Reversible LCD Menu Display
Hibernation Mode (Power Save)
5pin XLR DMX In/Out
IP65 RJ45 Ethernet In
IP65 Locking Power Cable In

CAMERA CONNECTIONS

NDI: IP65 RJ45 Ethernet Input, POE (802.3af) and POE+ (802/3at) Camera Output
HD-SDI: IP65 BNC
AUX Control: IP65 4pin XLR
12V Camera Power

CAMERA COMPATIBILITY

(customer integration / installation required)
Marshall Electronics - CV350 / CV355 / CV506
Aida Imaging NDI 200 / NDI3-300
Hanwha Vision SNZ6320 / SNZ6320A
BirdDog PF120

SIZE / WEIGHT

(without camera, without optional handle bars)
Length: 18.4 in (468mm)
Width: 14.6 in (370mm)
Height: 32.5 in (825mm)
Weight: 119.1 lbs. (54.0kg)

ELECTRICAL

AC 120-240V 50/60Hz
Max Power Consumption 1,500W
-4°F to 113°F (-20°C to 45°C)

APPROVALS / RATINGS

CE | cETLus | IP66 | UKCA | FCC






PROTEUS BRUTUS FS



GOBOS | COLORS

COLOR FLAGS




CYAN

MAGENTA

YELLOW

C.T.O.

INTERCHANGEABLE-ROTATING GOBO WHEEL



Pos. 1

Pos. 2

Pos. 3

Pos. 4

Pos. 5

ORDERING INFORMATION

SKU (US)	SKU (EU)	ITEM
PRB234	1237000283	Proteus Brutus FS
PRB256	810008266069	Proteus Brutus FS Side Handle
PRB267	810008266076	Proteus Brutus FS Back Handle



Specifications are subject to change without notice ©Elation Professional 06/11/2026
Elation Professional USA | 6122 S. Eastern Ave. | Los Angeles, CA, 90040
323-582-3322 | 323-832-9142 fax | www.elationlighting.com | info@elationlighting.com

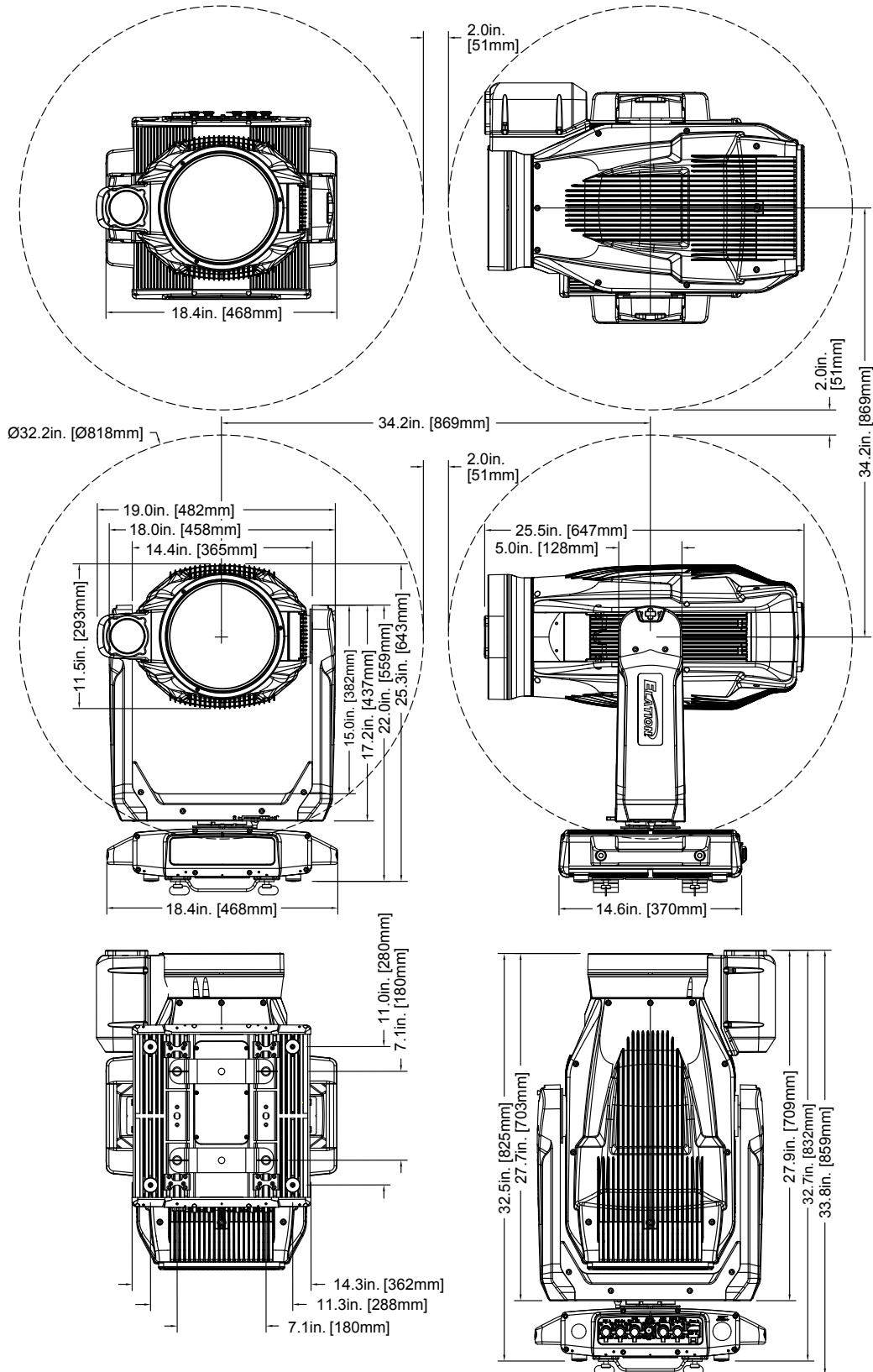
Elation Professional B.V. | Junostraat 2 | 6468 EW Kerkrade, The Netherlands
+31 45 546 85 66 | +31 45 546 85 96 fax | www.elationlighting.eu | info@elationlighting.eu



PROTEUS BRUTUS FS



UNIT DIMENSIONS





PROTEUS BRUTUS FS



FOAM IN-LAY DIMENSIONS

