



# FUZE PENDANT™



The **FUZE PENDANT™** provides powerful illumination for a variety of house and area lighting applications. Crisp whites with a high CRI, plus subtle pastels and powerful pure colors with 16-bit dimming, allow for a wide range of smooth illumination and dynamic effects for any environment. At up to 11,000 lumens, the FUZE PENDANT is ideal for large areas and high-ceiling applications yet is compact enough to be adaptable to smaller spaces. It is convection cooled for absolute silence and has no fans or other moving parts for a long maintenance free product life.

Pendant and optional yoke or recessed ceiling options provide flexibility when finding the ideal mounting position and a variety of lens choices (45° included, 25°, 40° or 50° optional) allow for precise light distribution. Industry standard power and DMX connections, plus included terminal block connections for power, emergency battery input and 0-10V control, support multiple permanent or temporary install requirements with a single product design.

- Full Spectrum 230W 5in1 LED Array**
- 2,400 - 8,500K Color Temperature**
- CRI 90 @ 3,200K**
- 11,000 Total Lumen Fixture Output**
- 45° Lens Included**
- Optional 25°, 40°, and 50° Lens Available**
- Compact Fanless Design**
- DMX, RDM, 0-10V and E-FLY Wireless Support**
- 48V Emergency Battery Input**
- Bare Wire Block Terminal Connections (connectors included)**
- Pendant Bracket (included)**
- Optional Yoke or Recessed Ceiling Mount Kits Available**
- Optional Half and Full Snoot Kits Available**

**PRODUCT SPECIFICATIONS**

**SOURCE**

230W 5-in-1 RGBWL (Red, Green, Blue, White, LimeLED Array  
50,000 Hour Average LED Life\*

\*Test lab conditions. May vary depending on several factors including but not limited to:  
Environmental Conditions, Power/Voltage, Usage Patterns (On-Off Cycling), Control, and Dimming.

**PHOTOMETRIC DATA**

11,000 Total Lumen Fixture Output  
CRI 90 @ 3,200K  
45° Lens Included

**EFFECTS**

Color Temperature Control 2,400K - 8,500K  
Virtual Color Swatch Book  
Dimmer, RGB, RGBWL and HSI Control Options  
Variable 16-bit Dimming Curves  
High Speed Electronic Shutter and Strobe  
DMX and Menu adjustable LED Refresh Rate Frequency

**CONTROL / CONNECTIONS**

4 DMX Channel Modes  
Standalone and Master Slave Modes  
RDM (Remote Device Management)  
0-10V Dimming (Current-Sink)  
E-FLY™ Internal Extended Range Wireless DMX Transceiver  
4 Button Control Panel and OLED Menu Display  
Locking 5pin XLR Connector In/Out  
Locking IP65 Power Connector In  
3pin Bare Wire Terminal Block for Power  
5pin Bare Wire Terminal Block for 0-10V, DMX  
2pin Bare Wire Terminal Block for 48V Emergency Battery Input

**SIZE / WEIGHT**

Length: 12.5" (318mm)  
Diameter: 7.8" (197mm)  
Weight: 15.8lbs. (7.2 kg)

**ELECTRICAL / THERMAL**

AC 100-240V - 50/60Hz  
Max Power Consumption 230W  
14°F to 113°F (-10°C to 45°C)

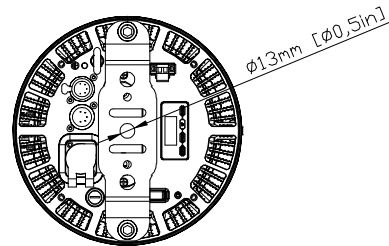
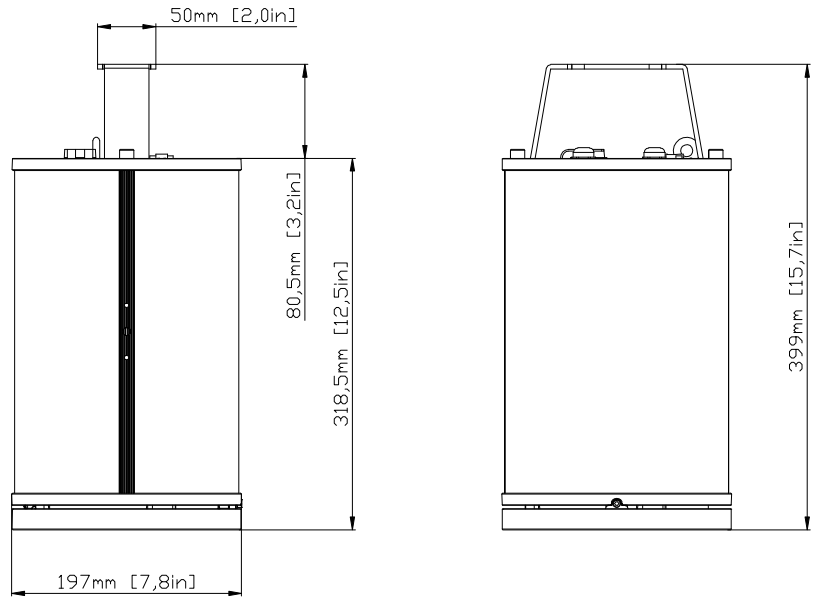
**APPROVALS / RATINGS**

CE | cETLus | IP20

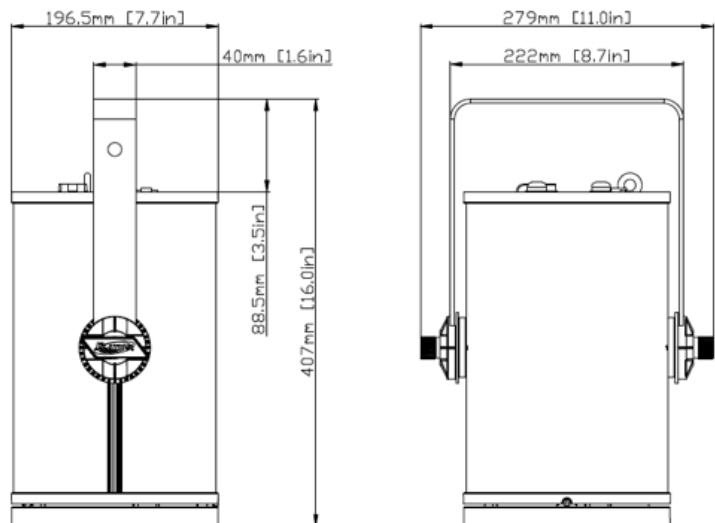


Specifications and documentation subject to change without notice.

**DIMENSIONAL DRAWINGS (PENDANT BRACKET ATTACHED)**



**DIMENSIONAL DRAWINGS (YOKE BRACKET ATTACHED)**



DRAWINGS NOT TO SCALE

**ORDERING INFORMATION**

SKU (USA)	SKU (EU)	ITEM
FUZ260	1237000225	Fuze Pendant
FPL50	1237000228	Fuze Pendant Lens 50°
FPL40	1237000243	Fuze Pendant Lens 40°
FPL25	1237000229	Fuze Pendant Lens 25°
FPLCMK	1237000244	Fuze Pendant Ceiling Mount Kit
FPLYMK	1237000245	Fuze Pendant Yoke Mount Kit
FPHS	1237000246	Fuze Pendant Half Snoot
FPFS	1237000247	Fuze Pendant Full Snoot

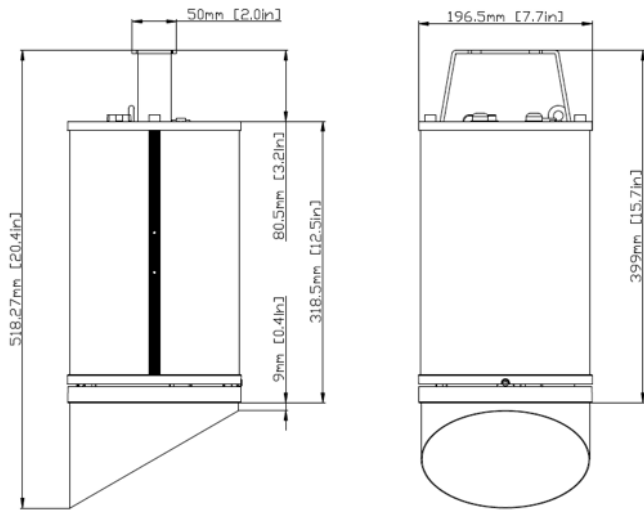
Specifications are subject to change without notice ©Elation Professional 06/16/2020



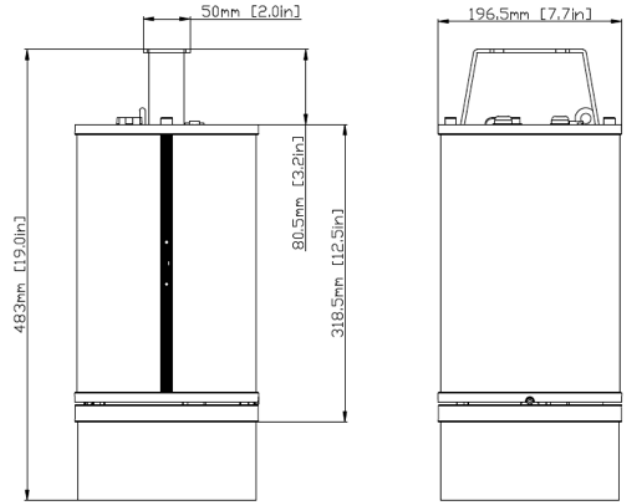
Elation Professional USA | 6122 S. Eastern Ave. | Los Angeles, CA. 90040  
323-582-3322 | 323-832-9142 fax | www.elationlighting.com | info@elationlighting.com

Elation Professional B.V. | Junostraat 2 | 6468 EW Kerkrade, The Netherlands  
+31 45 546 85 66 | +31 45 546 85 96 fax | www.elationlighting.eu | info@elationlighting.eu

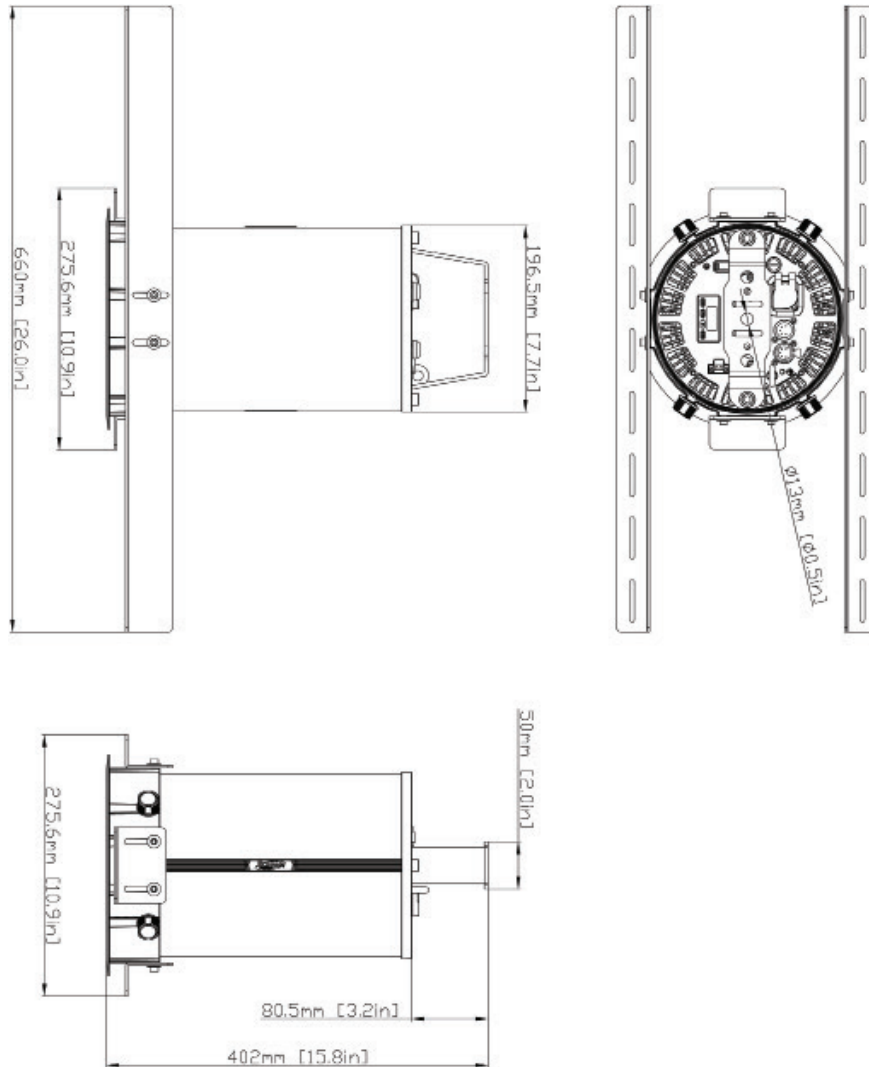
**DIMENSIONAL DRAWING (HALF SNOOT ATTACHED)**



**DIMENSIONAL DRAWING (FULL SNOOT ATTACHED)**



**DIMENSIONAL DRAWING (RECESSED CEILING KIT)**



DRAWINGS NOT TO SCALE



Specifications are subject to change without notice ©Elation Professional 06/16/2020

Elation Professional USA | 6122 S. Eastern Ave. | Los Angeles, CA, 90040  
323-582-3322 | 323-832-9142 fax | [www.elationlighting.com](http://www.elationlighting.com) | [info@elationlighting.com](mailto:info@elationlighting.com)

Elation Professional B.V. | Junostraat 2 | 6468 EW Kerkrade, The Netherlands  
+31 45 546 85 66 | +31 45 546 85 96 fax | [www.elationlighting.eu](http://www.elationlighting.eu) | [info@elationlighting.eu](mailto:info@elationlighting.eu)