

**Light efficiency:**

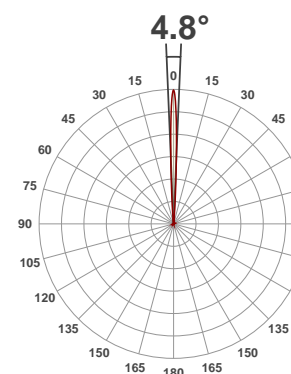
**24 Lumen/Watt**

**Light quality:**

**CRI: 68.5**

**Color temperature:**

**6448 K**



**Product name:**

**ZCL 360 Bar**

**Test:**

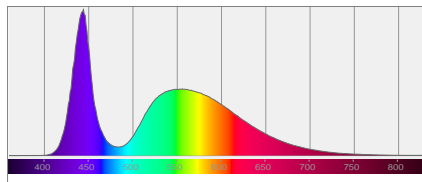
**Zoom In White**

**Date:**

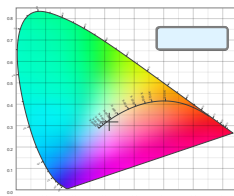
**7/10/2017**

**Output: 3303 lm Power consumption: 139 W Peak: 266047 cd**

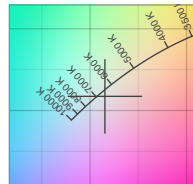
**Spectral distribution**



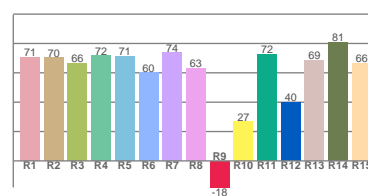
**Color coordinates**



**Zoom color point**

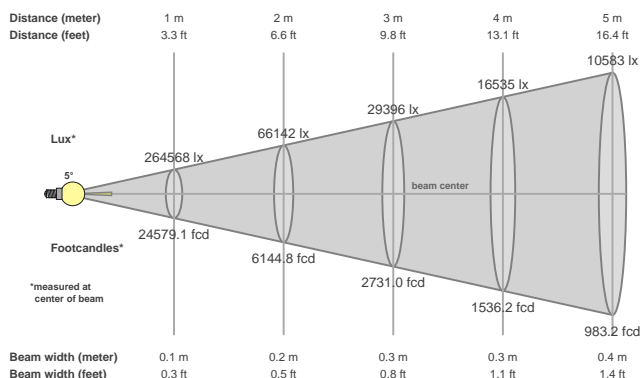


**CRI R values**



Color temperature	Color rendering index	Red component	Color fidelity	Color gamut	Color quality scale	Color coordinate cie 1931	Color coordinate cie 1931	Color coordinate	Color coordinate	Color divition from black body
CCT	CRI	CRI R9	TM30 Rf	TM30 Rg	CQS	x	y	u	v	Δuv
6448 K	68.5	-18.1	61.6	97.1	65.8	0.315	0.317	0.204	0.308	0.0075

**Beam details**



**Beam angles**

Beam angle 50%	Field angle 10%	Cutoff angle 2,5%
4.8°	9.1°	13.3°

**Beam intensities**

Peak intensity	Int. ratio in 120° cone	Int. ratio in 90° cone
266047 cd	1.0%	1.0%

**Power**

Power	Power factor	Power frequency
139 W	0.98	60.1 Hz

Nominal voltage	Voltage	Current
230 V	111 V	1.27 A

**Beam intensities from 1-20m**

1m	2m	3m	4m	5m	6m	7m	8m	9m	10m	11m	12m	13m	14m	15m	16m	17m	18m	19m	20m
3.3ft	6.6ft	9.8ft	13.1ft	16.4ft	19.7ft	23ft	26.2ft	29.5ft	32.8ft	36.1ft	39.4ft	42.7ft	45.9ft	49.2ft	52.5ft	55.8ft	59.1ft	62.3ft	65.6ft
264568 lx	66142 lx	29396 lx	16535 lx	10583 lx	7349 lx	5399 lx	4134 lx	3266 lx	2646 lx	2187 lx	1837 lx	1565 lx	1350 lx	1176 lx	1033 lx	915 lx	817 lx	733 lx	661 lx
24579.1 fcd	6144.8 fcd	2731 fcd	1536.2 fcd	983.2 fcd	682.8 fcd	501.6 fcd	384 fcd	303.4 fcd	245.8 fcd	203.1 fcd	170.7 fcd	145.4 fcd	125.4 fcd	109.2 fcd	96 fcd	85 fcd	75.9 fcd	68.1 fcd	61.4 fcd