



# REPORT

25800 COMMERCENTRE DRIVE, LAKE FOREST, CA 92630

Project No. G101918458

Date: March 18, 2015

REPORT NO. 101918458LAX-019

TEST OF ONE LED BAR

MODEL NO. SIX BAR 1000

RENDERED TO

ELATION PROFESSIONAL  
6122 S. EASTERN AVE  
COMMERCE, CA 90040 USA

TEST: Electrical and Photometric tests as required to the IESNA test standard.

STATEMENT OF LIMITATION: This report must not be used by the client to claim product certification, approval, or endorsement by A2LA, NIST, or any agency of the federal government.

AUTHORIZATION: The testing performed was authorized by signed quote number Q500519256.

STANDARDS USED: The following American National Standards or Illuminating Engineering Society of North America Test Guides were used in part or totally to test each specimen:

IESNA LM-79 - 2008: Electrical and Photometric Measurements of Solid State Lighting

DESCRIPTION OF SAMPLE: The client submitted one production sample of model number SIX BAR 1000. The sample was received by Intertek on March 10, 2015, in undamaged condition and one sample was tested as received. The sample designation was LAN1503101019-002.

DATES OF TESTS: March 18, 2014

---

This report is for the exclusive use of Intertek's Client and is provided pursuant to the agreement between Intertek and its Client. Intertek's responsibility and liability are limited to the terms and conditions of the agreement. Intertek assumes no liability to any party, other than to the Client in accordance with the agreement, for any loss, expense or damage occasioned by the use of this report. Only the Client is authorized to copy or distribute this report and then only in its entirety. Any use of the Intertek name or one of its marks for the sale or advertisement of the tested material, product or service must first be approved in writing by Intertek. The observations and test results in this report are relevant only to the sample tested. This report by itself does not imply that the material, product, or service is or has ever been under an Intertek certification program.



SUMMARY

Model No.:	SIX BAR 1000
Description:	LED BAR

Criteria	Result
Total Lumen Output (Lumens)	2263.4
Total Power (W)	110.27
Luminaire Efficacy (LPW)	20.53
Power Factor	0.980

EQUIPMENT LIST

Equipment Used	Model Number	Control Number	Last Date Calibrated	Calibration Due Date
LSI High Speed Mirror Goniometer	6440T	000943	02/25/15	03/25/15
Elgar Power Supply	CW1251	000944	VBU	VBU
Yokogawa Power Analyzer	WT210	000945	11/26/14	11/26/15
Temp. & RH Meter	971	001178	12/22/14	12/22/15
Extech Instruments Stop Watch	365510	001390	12/08/14	12/08/15
Tape Measure	33-430	001491	12/08/14	12/08/15

TEST METHODS

Seasoning in Sample Orientation – LED Products

No seasoning was performed in accordance with IESNA LM-79.

Photometric and Electrical Measurements – Distribution Method

A LSI Type C High Speed Model 6440 Mirror Goniometer was used to measure the intensity (candelas) at each angle of distribution for each sample.

Ambient temperature was measured equal to the height of the sample mounted on the Goniometer equipment. Each sample was operated at input rated voltage in its designated orientation. Each sample was allowed to stabilize for at least thirty minutes before measurements were made. Electrical measurements including voltage, current, and power were measured using the Yokogawa Power Analyzer.

Some graphics were created with Photometrics Plus software.

**RESULTS OF TEST**

Photometric and Electrical Measurements at Ambient Temperature (25°C +/- 1°C) – Distribution Method

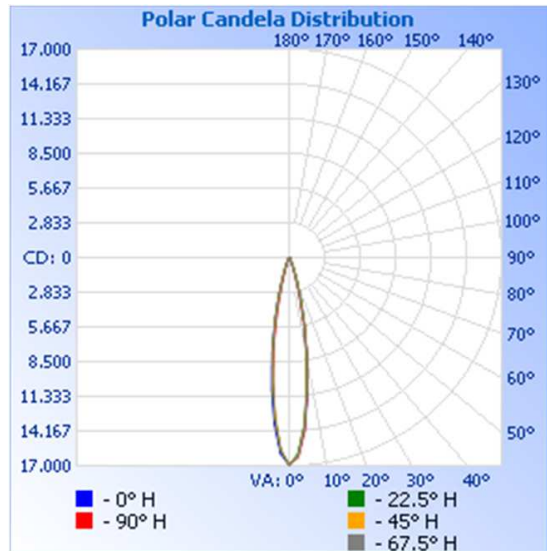
Intertek Sample No.	Base Orientation	Input Voltage {Vac}	Input Current (mA)	Input Power (Watts)	Input Power Factor	Absolute Luminous Flux (Lumens)	Lumen Efficacy (Lumens Per Watt)
LAN1503101019-002	UP	120.0	937.7	110.3	0.980	2263.4	20.53

Intensity (Candlepower) Summary at 25°C - Candelas

Maximum Candela Value: 16,926.4

Note: Test Performed without the FROST FILTER

Angle	0	22.5	45	67.5	90
0	16926	16926	16926	16926	16926
5	13933	13719	13860	13978	14206
10	8142	7984	8084	8123	8049
15	3551	3680	3615	3280	2891
20	1173	1325	1270	1044	818
25	428	529	511	394	268
30	162	201	205	158	114
35	63	78	72	60	47
40	38	24	26	14	23
45	7	19	19	15	19
50	18	12	10	13	2
55	8	13	18	31	7
60	8	13	9	8	13
65	12	5	12	7	7
70	8	4	0	3	16
75	0	8	8	0	6
80	0	5	1	0	3
85	0	2	0	2	0
90	0	1	3	0	0

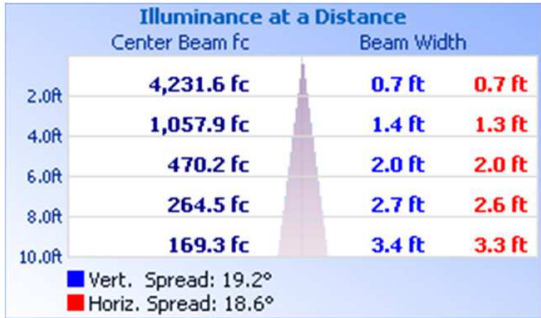


RESULTS OF TEST (cont'd)

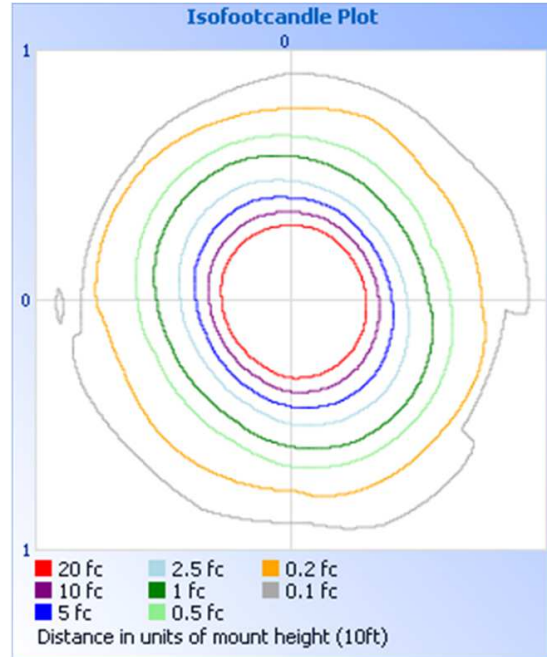
Illumination Plots

Mounting Height: 10 ft.

Illuminance - Cone of Light



Isoillumination Plot



Zonal Lumen Summary and Percentages at 25°C

Zone	Lumens	% Luminaire
0-30	2180	96.3%
0-40	2221	98.1%
0-60	2247	99.3%
60-90	16.4	0.7%
0-90	2263.2	0.4%
90-180	0.1	0.0%
0-180	2263.4	100.0%

Zonal Lumens and Percentages at 25°C

Zone	Lumens	% Luminaire
0-10	1102	48.7%
10-20	899.1	39.7%
20-30	179.2	7.9%
30-40	40.2	1.8%
40-50	14.2	0.6%
50-60	12.0	0.5%
60-70	8.3	0.4%
70-80	5.4	0.2%
80-90	2.7	0.1%
90-100	0.1	0.0%

PICTURE (not to scale)



CONCLUSION

The results tabulated in this report are representative of the actual test samples submitted for this report only. The data is provided to the client for further evaluation. Compliance to the referenced specification requirements was not determined in this report.

In Charge Of Tests:



Ameet Alawi  
Technician  
Lighting Division

Attachment: None

Report Reviewed By:



Kenda Branch  
Lighting Performance Team Lead  
Lighting Division