

**Light efficiency:**

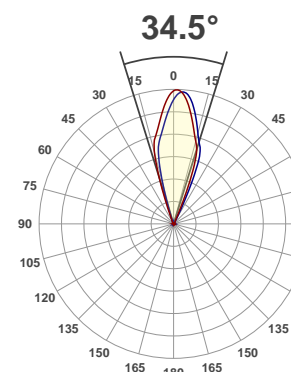
**13 Lumen/Watt**

**Light quality:**

**CRI: 0.0**

**Color temperature:**

**0 K**



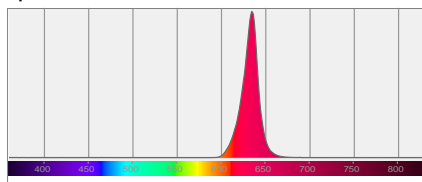
**Product name:**  
**Fuze Par Z175**

**Test:**  
**Zoom Out Red**

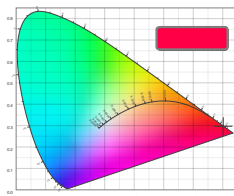
**Date:**  
**4/13/2017**

**Output: 663 lm   Power consumption: 50.1 W   Peak: 2190 cd**

**Spectral distribution**




**Color coordinates**



**Zoom color point**

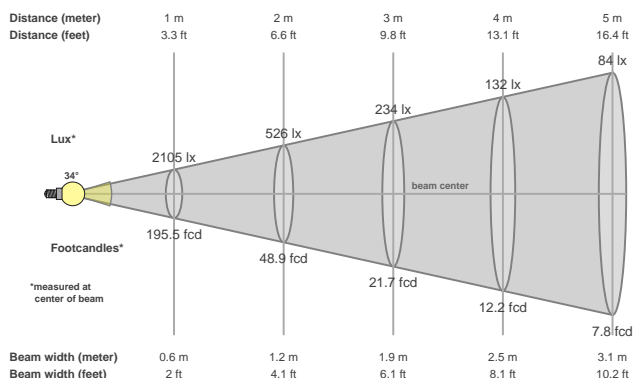


**CRI R values**



| Color temperature | Color rendering index | Red component | Color fidelity | Color gamut | Color quality scale | Color coordinate cie 1931 | Color coordinate cie 1931 | Color coordinate | Color coordinate | Color divition from black body |
|-------------------|-----------------------|---------------|----------------|-------------|---------------------|---------------------------|---------------------------|------------------|------------------|--------------------------------|
| CCT               | CRI                   | CRI R9        | TM30 Rf        | TM30 Rg     | CQS                 | x                         | y                         | u                | v                | Δuv                            |
| 0 K               | 0.0                   | 0.0           | 0.0            | 0.0         | 0.0                 | 0.702                     | 0.297                     | 0.544            | 0.345            | n/a                            |

**Beam details**



**Beam angels**

| Beam angle 50% | Field angle 10% | Cutoff angle 2,5% |
|----------------|-----------------|-------------------|
| 34.5°          | 45.2°           | 56.8°             |

**Beam intensities**

| Peak intensity | Int. ratio in 120° cone | Int. ratio in 90° cone |
|----------------|-------------------------|------------------------|
| 2190 cd        | 1.0%                    | 1.0%                   |

**Power**

| Power  | Power factor | Power frequency |
|--------|--------------|-----------------|
| 50.1 W | 0.97         | 60 Hz           |

| Nominal voltage | Voltage | Current |
|-----------------|---------|---------|
| 230 V           | 115 V   | 0.449 A |

**Beam intensities from 1-20m**

| 1m       | 2m      | 3m      | 4m      | 5m     | 6m     | 7m   | 8m     | 9m     | 10m    | 11m    | 12m    | 13m    | 14m    | 15m    | 16m    | 17m    | 18m    | 19m    | 20m    |
|----------|---------|---------|---------|--------|--------|------|--------|--------|--------|--------|--------|--------|--------|--------|--------|--------|--------|--------|--------|
| 3.3ft    | 6.6ft   | 9.8ft   | 13.1ft  | 16.4ft | 19.7ft | 23ft | 26.2ft | 29.5ft | 32.8ft | 36.1ft | 39.4ft | 42.7ft | 45.9ft | 49.2ft | 52.5ft | 55.8ft | 59.1ft | 62.3ft | 65.6ft |
| 2105lx   | 526lx   | 234lx   | 132lx   | 84lx   | 58lx   | 43lx | 33lx   | 26lx   | 21lx   | 17lx   | 15lx   | 12lx   | 11lx   | 9lx    | 8lx    | 7lx    | 6lx    | 6lx    | 5lx    |
| 195.5fcd | 48.9fcd | 21.7fcd | 12.2fcd | 7.8fcd | 5.4fcd | 4fcd | 3.1fcd | 2.4fcd | 2fcd   | 1.6fcd | 1.4fcd | 1.2fcd | 1fcd   | 0.9fcd | 0.8fcd | 0.7fcd | 0.6fcd | 0.5fcd | 0.5fcd |